

# BPOWER 019 EFB 95Ah 850A

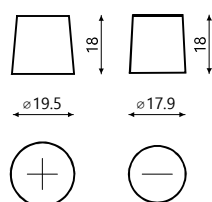


Batteries from the START & STOP EFB series are characterized by increased lifetime and cyclic durability (up to three times longer compared to standard batteries.). Thanks to the special addition to the electrodes (Super Expanded 3XD - Graphite), EFB batteries are an ideal solution wherever there is an increased demand for electricity (e.g. for cars with a start-stop system or taxis). Thanks to the hermetic construction and the use of explosion proof inserts, the battery can be successfully installed in the trunk or inside the vehicle.

BASIC PARAMETERS		TECHNOLOGY	
Nominal voltage (V)	12	Technology	Ca/Ca
Nominal capacity 20HR (Ah)	95	Performance marking	W3-C2-V3-M1
Cold cranking perform. (EN -18°C)	850	Separator	PE
Recom. charging current	9.5A	Flame Arrestor	✓
PHYSICAL PARAMETERS		CASE FEATURES	
Dimensions (L x W x H)	353 x 175 x 190 mm	Case type	L5 DIN EFB
Weight (kg)	23,30	Hold down	B3
Terminal type	T1	Handles	✓
Case material	Polipropylen PP	End venting	✓
		Cell assembly layout	0
		Lid type	SMF Double Lid

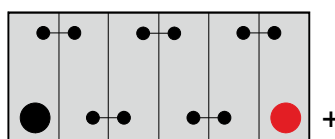
## Terminal type

T1



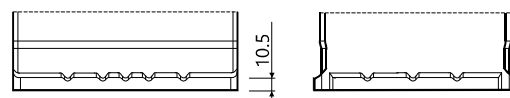
## Cell assembly layout

0



## Battery hold down

B3



**Headquarters in Warsaw**  
Jana Kazimierza 61  
01-267 Warszawa

**Branch in Gdansk**  
Twarda 12  
80-871 Gdańsk

+48 22 877 54 96  
biuro@baterie.com.pl  
www.baterie.com.pl

**BP BATERIE**  
PRZEMYSŁOWE