

BPOWER 615 HD 140Ah 850A

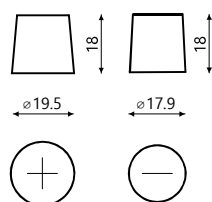
Manufactured for users of trucks, heavy construction and agricultural machinery. The main advantage of these batteries is high starting current. Increased performance parameters ensure long and safe operation and a special envelope separator prevents the active mass from falling to the bottom of the battery.



BASIC PARAMETERS		TECHNOLOGY	
Nominal voltage (V)	12	Technology	Ca/Ca
Nominal capacity 20HR (Ah)	140	Performance marking	W4 - C2 - V3 - E1
Cold cranking perform. (EN -18°C)	850	Electrolyte density in 25°C	1.28 ± 0.01g/cm3
Recom. charging current	14A		
PHYSICAL PARAMETERS		CASE FEATURES	
Dimensions (L x W x H)	511 x 175 x 226 mm	Case type	MAC 155
Weight (kg)	37,40	Hold down	B3
Terminal type	T1	Handles	✓
Case material	Polipropylen PP	Cell layout	3
		Lid type	Raised plug

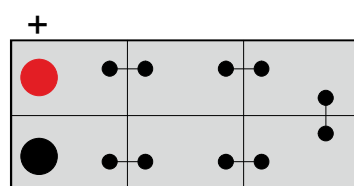
Terminal type

T1



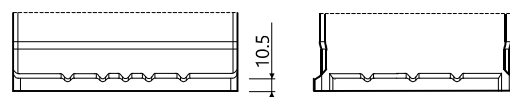
Cell layout

3



Battery hold down

B3



Headquarters in Warsaw
Jana Kazimierza 61
01-267 Warszawa

Branch in Gdansk
Twarda 12
80-871 Gdańsk

+48 22 877 54 96
biuro@baterie.com.pl
www.baterie.com.pl

BP BATERIE
PRZEMYSŁOWE