

BPOWER®

Bpower CLASSIC YB12AL-A

STANDARD 12V - DRY LOAD

Parameters

Voltage	12V
Capacity	12Ah
Current	150A

Dimensions

Length	134mm
Width	81mm
Height	160mm

Weight


With electrolyte	4,15kg
------------------	--------

Case Features

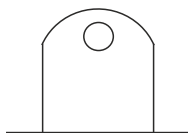
Cell configuration	Right+
Cell layout	6

Technology

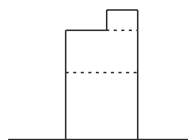
Technology	CA/CA
Separator	AGM
Recommended charging current	1,2A
Mounting Angle	360°



Type of terminal

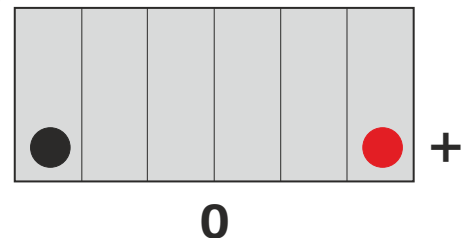


Front View



Side View

Cell Configuration



Top View

The date of issue of catalog card 04/2018