

6V | 12V | 24V

GENIUSPRO50



A MULTI-VOLTAGE PROFESSIONAL BATTERY CHARGER.™

MULTI-VOLTAGE

6V, 12V, & 24V.

6-volt (50-amps), 12-volt (50-amps), and 24-volt (25-amps) for lead-acid automotive, marine, and deep-cycle batteries, including flooded, gel, AGM, and maintenance-free, plus lithium-ion.

0.0V

FORCE MODE.

For extremely dead batteries lower than 1-volt, manually turn on force mode to detect and charge batteries all the way down to zero volts.

24/7

ZERO OVERCHARGE.

Safely charge any battery year-round. Charge continuously without user intervention and with zero risk of overcharging your battery.

-40°C

ULTRA-FLEXIBLE CABLING.

Featuring ultra-flexible silicone cabling - down to -40°C - with protective nylon braided shielding for maximum protection against abrasion.



LEAD ACID



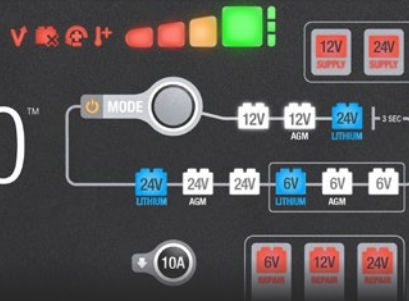
AUTO | MARINE | RV | POWERSPORT | LAWN & GARDEN

NOCO

30339 Diamond Parkway, #102
Glenwillow, OH 44139 | USA
1.800.456.6626

no.co

NOCO genius PRO 50™



CHARGING MODES

LEAD-ACID

Used for 6V, 12V, & 24V wet cell, gel, enhanced flooded, maintenance-free, & calcium batteries.



AGM

Used for 6V, 12V, & 24V AGM or maintenance-free batteries.



LITHIUM

Used for 6V, 12V, 24V lithium-ion batteries (including lithium iron phosphate). Only for batteries with Battery Management Systems (BMS).



REPAIR

Used to repair old, idle, damaged, stratified, or sulfated batteries.



SUPPLY

Converts to a DC power supply for 12V or 24V DC devices, or as a memory retainer when replacing a battery.



FORCE

Used to charge batteries below 1V. All charge mode LED's will flash and the selected mode will illuminate.

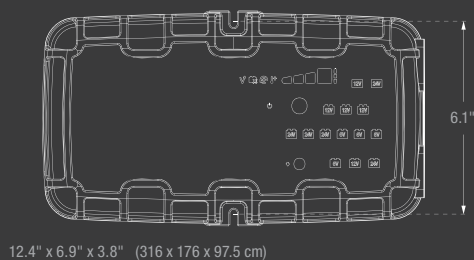


10A MODE

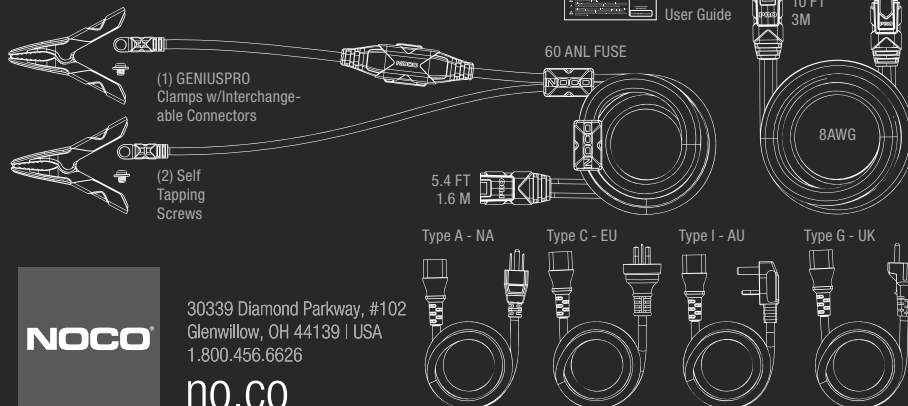

Allows the unit to operate at a lower charge current for smaller batteries or maintenance.



WHAT'S IN THE BOX



*Accessories not to scale with GENIUSPRO50



NOCO

30339 Diamond Parkway, #102
Glenwillow, OH 44139 | USA
1.800.456.6626

no.co

ADVANCED DIAGNOSTICS

STANDBY

The charger is in standby or the battery voltage is too low for the charger to detect.



BAD BATTERY

There is a possible battery short or the battery will not hold a charge. Consult a professional.



HIGH VOLTAGE

The charger is in standby or the battery voltage is too low for the charger to detect.



REVERSE POLARITY

Charger is connected to the battery in reverse. Reverse the connections.



TEMPERATURE

The charger internal temperature is too high. Charger will resume once the temperature is back within operating limits.



THERMAL COMPENSATION.

The new integrated thermal sensor automatically monitors and adjusts the charging cycle based on fluctuations of ambient temperature. Avoids under-charging in cold weather down to -4°F and avoids over-charging in hot weather up to 122°F.

Battery Size CHARGING TIMES (based on 6V/12V modes)

50Ah	0.75hr	*Approximate charging times at 50% depth of discharge.
100Ah	1.5hr	
200Ah	3hr	
500Ah	6hr	
1000Ah	15hr	

TECHNICAL SPECIFICATIONS

CHARGING CURRENT:	50A (6V, 12V), 25A (24V)	
TYPES OF BATTERIES:	6V, 12V, 24V	
OUTPUT POWER:	750W	
CHARGING VOLTAGE:	Various	
WEIGHT:	5.0 lbs (2.26kg)	
INPUT/ WORKING VOLTAGE AC:	100-240 VAC, 50-60Hz	
LOW-VOLTAGE DETECTION:	1V (6V, 12V, 24V)	
BACK CURRENT DRAIN:	<0.5mA	
AMBIENT TEMPERATURE:	-4°F to +122°F (-20°C to +50°C)	
HOUSING PROTECTION:	IP20	
COOLING:	Forced Air	
VOLUMETRICS:	Retail Packaging: Dimensions: 18.11" x 11.22" x 9.65" Weight: 17.04lbs UPC: 0-46221-19051-6	Master Carton: Dimensions: 23.31" x 18.98" x 10.51" Weight: 36.49lbs Quantity: 2 UCC: 10046221190523
	Inner Carton: Dimensions: 16.93" x 9.92" x 7.76" Weight: 12.1lbs	Units Per Pallet: 48 Units

